














Our topic this week is Transport

Why not send a photograph of your work to your teacher at reception@brampton.newham.sch.uk?

<p style="writing-mode: vertical-rl; transform: rotate(180deg);">Monday</p>	<p>Spelling</p> <p>1. Read the words </p> <p style="text-align: center;">your he cobweb hand</p> <p>2. Read and write </p> <p>3. Cover and write</p> <p>4. Write a simple sentence with each of the words.</p>	<p>Read 'I wish I were a pilot' by Stella Blackstone: https://www.youtube.com/watch?v=XiEktv_DdDw</p> <p>What journeys have you been on and what types of transport have you used? Which is your favourite form of transport? Think about what you would like to be when you grow up. Can you explain why? Can you write three sentences starting:</p> <p>I wish I were... I wish I had... I wish I could...</p>	<p>Explore ways of moving to represent different types of transport. Can you move like a car, bus, helicopter, rocket, aeroplane, boat and submarine?</p>	<p>Watch RWI phonics lesson on:</p> <p>Ruth Miskin training - Youtube</p> <p>See attached YouTube Speed sounds lessons schedule 20th April to 19th May</p>	<p>Ask your family members to join this game to create paper airplanes: Take turns flying each airplane from the same spot. Measure the distance that each airplane flies. Make a chart showing how far each airplane flew.</p>	<p>Reading</p> <p>Choose from the following activities:</p> <ul style="list-style-type: none"> -Books -Bug Club -Magazines or leaflets
<p style="writing-mode: vertical-rl; transform: rotate(180deg);">Tuesday</p>	<p>Spelling</p> <p>1. Read the words </p> <p style="text-align: center;">my dog car sunset</p> <p>2. Read and write </p> <p>3. Cover and write</p> <p>4. Write a simple sentence with each of the words.</p>	<p>Read 'Naughty Bus' by Jan Oke https://www.youtube.com/watch?v=sqQ1BAEj1oE</p> <p>Where did Naughty Bus go in the story? Use junk modelling materials to make a bus, such as empty cereal packets or shoe boxes. Take your bus on a journey around your house. Where do you think this bus will want to go? What kind of naughty things do you think he might do? Can you draw your favourite part of the journey? Remember to add the speech bubble so that we know what the Naughty Bus is saying.</p> <div style="text-align: center;">  </div>	<p>Discuss colours people see every day that help keep them safe. What do you know about traffic lights? How do you think traffic lights help drivers and pedestrians? Play a game. An adult shouts commands and you have to complete the relevant action:</p> <p>Red - Stop Amber - Run on the spot Green - Run around the area Roundabout - turn round once</p>	<p>Watch RWI phonics lesson on</p> <p>Ruth Miskin training - Youtube</p> <p>See attached YouTube Speed sounds lessons schedule 20th April to 19th May</p>	<p>Play the 'I count, you count' game to practise counting on from different starting points. Begin by counting as you point to yourself. When you point to your mum or dad they continue the count. For example:</p>	<p>Reading</p> <p>Choose from the following activities:</p> <ul style="list-style-type: none"> -Books -Bug Club -Magazines or leaflets

1, 2,	3, 4,	5, 6,	7, 8
1, 2, 3,	4, 5, 6,	7, 8, 9	
3, 4, 5, 6,	7, 8, 9, 10,		

			<p>Speedbump - jump and carry on</p> <p>Traffic Jam - walk or slowly jog</p> <p>Right or Left -change direction</p> <p>Zebra crossing - gallop like a zebra</p> <p>Reverse - walk backwards</p>			
Wednesday	<p>Spelling</p> <p>1. Read the words </p> <p style="text-align: center;">was bus room shop</p> <p>2. Read and write </p> <p>3. Cover and write</p> <p>4. Write a simple sentence with each of the words.</p>	<p>Have you ever been on a train? What did you see? What did you hear?</p> <p>Read 'Oi get off our train' by John Burningham https://www.youtube.com/watch?v=hrnPBSSreBA</p> <p>How many animals can you remember from the train? Discuss each animal and reasons why they want to stay on the train.</p> <p>The train driver loves driving his train to all the different places but he has a problem today - he's lost his map! He doesn't know where his train should go and where it should stop! Make a map to help the driver.</p> 	<p>Log into your Discovery Education Espresso account. Find some facts about steam trains and how they work. Listen closely to the different and changing sounds of a steam train in operation.</p>	<p>Watch RWI phonics lesson on Ruth Miskin training – YouTube</p> <p>See attached YouTube Speed sounds lessons schedule 20th April to 19th May</p>	<p>Can you make a train track using blocks, straws, sticks or spaghetti? Can you make the track that is double the length?</p>	<p>Reading</p> <p>Choose from the following activities:</p> <ul style="list-style-type: none"> -Books -Bug Club -Magazines or leaflets
Thursday	<p>Spelling</p> <p>1. Read the words </p> <p style="text-align: center;">get frog green</p>	<p>Read 'Mr Grumpy's Motor Car' by John Burningham</p> <p>https://www.youtube.com/watch?v=WjVJ9ytVT90</p> <p>Mr Grumpy's Motor Car</p> <p>What happened in the rain? How did the animals behave? What do you think of their excuses for why they can't help Mr Grumpy push his car?</p>	<p>When you take your daily walk, note how many different type of vehicles you can see.</p>	<p>Watch RWI phonics lesson on Ruth Miskin training – YouTube</p>	<p>Do you know the order for the days of the week? Do you know which days are weekdays and which are on the weekend? Can you put the</p>	<p>Reading</p> <p>Choose from the following activities:</p> <ul style="list-style-type: none"> -Books -Bug Club -Magazines or leaflets

	<p style="text-align: center;">think</p> <ol style="list-style-type: none"> Read and write Cover and write Write a simple sentence with each of the words. 	<p>Would you like to get covered in mud? Discuss what excuse you might give. Can you draw your favourite car?</p>		<p>See attached YouTube Speed sounds lessons schedule 20th April to 19th May</p>	<p>days of the week in order, from Monday to Sunday? Can you practise writing your days of the week?</p>	
Friday	<p>Spelling</p> <ol style="list-style-type: none"> Read the words Read and write Cover and write Write a simple sentence with each of the words. <p style="text-align: center;">  have sink blush stay </p> 	<p>Read 'Who sank the boat' by Pamela Allen</p> <p>https://www.youtube.com/watch?v=ZpFWuHSDftQ</p> <p>If the mouse was already in the boat and the cow got in last, do you think the boat would still sink? Why do you think that? Which animal was the heaviest? Which animal was the lightest? Who tried to level the boat? Do you think the boat would sink if the little mouse didn't get in at all? Why do you think that?</p>	<p>Can you make a paper boat? Fold a piece of paper in half from top to bottom. Then, fold it again from side to side and unfold so you have a crease in the centre. Then, turn the paper over and repeat on the other side. Pull the paper apart again and smooth it out to create a boat shape OR</p> 	<p>Watch RWI phonics lesson on Ruth Misikin training – YouTube</p> <p>See attached YouTube Speed sounds lessons schedule 20th April to 19th May</p>	<p>Talk about how objects behave differently in water: some things float and some things sink. Fill a large container with water. Find 5 objects around your house that you think it's going to sink and 5 objects that might float. Check your predictions. Talk about why some objects sank and others didn't. Discuss the weight, size and material the object is made of and how this influences the floating ability. Talk about why there were</p>	<p>Reading Choose from the following activities: -Books -Bug Club -Magazines or leaflets</p>

					bubbles when some objects sank.	
--	--	--	--	--	---------------------------------------	--