



## School and home information sheet

Date: \_\_\_\_\_

Dear \_\_\_\_\_,

Child's name: \_\_\_\_\_ will be included in **Language Enrichment Group level 3**.

This group will be run 2-3 times a week for 30-45 minutes. After 20 sessions, the progress of each child will be monitored by: \_\_\_\_\_

The following goals will be targeted during the group:

- Understand a wider range of **vocabulary** and concepts and be able to identify from a choice of pictures or objects (e.g. prepositions, adjectives)
  - Use a wider range of **vocabulary** and concepts and be able to describe pictures or objects (using e.g. prepositions, adjectives)
- Understand instructions** containing three to four key words e.g. 'Give me the red pencil and the book' and 'Give me the red pencil and the small book'.
- Develop **categorisation** and **early reasoning skills** e.g. explaining why it doesn't belong, overlapping categories – e.g. orange is a fruit and also a colour
- Be able to **sequence** a three to four part event using pictures or actions
  - Be able to **retell** a three part event, linking each part of the story, e.g. 'first ... next ... last'.
- To be able to make a **basic prediction** about what is going to happen next following from a sequence.
- To be able to answer simple **why?** questions using **because**.

If you have any questions about this group, please contact: \_\_\_\_\_












## Carry Over Activities Sheet

### Language Enrichment Programme - Level 3

This programme works on increasing children's vocabulary, ability to follow instructions, talk about 'first,' 'next' and 'last,' learn categories and answering 'why' questions. Here are a few activities that you can do to support their language development.

#### Activities

- ☺ **It's Snack Time!** When making a snack with your child (e.g. a drink or sandwich) give short instructions with gestures at each stage e.g. 'Get the bread and a knife, take the cheese and the butter from the fridge etc.' 
- ☺ **First, next and last:** When your child is carrying out everyday activities (e.g. getting dressed, washing their hands) talk about each step as it happens; e.g. **first** turn on the tap, **next** wash your hands, **last** dry them   
Take turns with your child to describe first, next and last.
- ☺ **Simon Says:** Play this game using position words like **in**, **on**, **under**, **in front of**, **behind**, **next to**.  
e.g. 'Simon says... put your hands **on** your head / put your foot **in** the bag / lie **under** the table / hide **behind** the door / stand **in front of** the TV/ put the apple **next to** the book.  
- ☺ **Categories:** Play this game together using familiar categories e.g. rooms of the house, animals, places. One of you picks the category and you take turns with your child naming something in that category e.g. Animals: 'dog' 'cat' 'cow' 'pig'. The person who can name the most items in a category is the winner!    
 
- ☺ **Story questions:** Read a story and ask prediction questions e.g. 'What do you think will happen next?' before turning the page in the book and finding out what happens. 

If you would like some more activities, or have any questions then please contact the school.