







Our topic this week is dinosaurs




You could send a photograph of your work to your teacher at reception@brampton.newham.sch.uk or send us a tweet at [@Brampton_info](https://twitter.com/Brampton_info).





Monday	<p>Spelling</p> <p>1. Read the words </p> <p style="text-align: center;">no get chat mess</p> <p>2. Read and write </p> <p>3. Cover and write</p> <p>4. Write a simple sentence with each of the words.</p>	<p>-What do you know about dinosaurs? -Can you name any different dinosaurs? -Would you like to have a pet dinosaur? Why or why not?</p> <p>-Read Tyrannosaurus Drip by Julia Donaldson. https://www.youtube.com/watch?v=tfv9GLmaUM</p> <p>-Why couldn't the Tyrannosaurus catch the duck-billed dinosaur? -Who stole the duck-billed dinosaur egg? -Why were the tyrannosaurus parents surprised when the eggs hatched? -Why did Tyrannosaurus Drip run away? -Why were the Tyrannosaurus family scared when they looked into the water? Tyrannosaurus drip likes to eat lots of water weeds. -What is your favourite food? Draw a picture of your favourite food and write a sentence to describe it e.g. <i>It is crunchy.</i></p>	<p>Can you design your own dinosaur using a paper plate and an empty kitchen roll tube?</p> 	<p>Watch RWI phonics lesson on Ruth Miskin training - YouTube</p> <p>See attached YouTube Speed sounds lessons schedule 20th April to 19th May</p>	<p>Adult to write individual numbers from 1-20 on large pieces of paper. Call out the number to the child to jump on.</p>  <p>Next give the child hints about the numbers rather than calling it out for example: -It comes after 4, which number is it? -One before 12? -Two more than 3? -What is this number? -How do you know?</p>	<p>Reading</p> <p>Choose from the following activities: -Books -Bug Club -Magazines or leaflets</p>
---------------	--	--	---	--	---	--






Tuesday	<p>Spelling</p> <p>1. Read the words </p> <p style="text-align: center;">one get snow Sunday</p> <p>2. Read and write </p> <p>3. Cover and write</p> <p>4. Write a simple sentence with each of the words.</p>	<p>Read the story, Goldilocks and the Three Dinosaurs: https://www.youtube.com/watch?v=yIZAiHaESdc -What does this story remind you of? -How is it similar/ different to another similar story?</p> <p>Create another version of Goldilocks and the three ___?__.</p> <p>Draw or paint the front cover for your new story.</p>	<p>Not all dinosaurs were carnivores (meaning they only ate meat). Some dinosaurs were omnivores and many dinosaurs were herbivores. An omnivore is an animal that feeds on both plants and animals, and a herbivore is an animal that feeds only on plants.</p> <p>-How much plant and vegetation do you think they would have had to eat every single day just to stay alive?</p>	<p>Watch RWI phonics lesson on Ruth Miskin training – YouTube</p> <p>See attached YouTube Speed sounds lessons schedule 20th April to 19th May</p>	<p>Talk to your child about their routine and what they do before and after.</p> <p>-What happens before lunch? -What happens after lunch? -What do you do first/ next? What days of the week do you know? What day does the week start with/end with? What comes before/after Monday/ Tuesday etc? Which days are the weekends?</p>	<p>Reading</p> <p>Choose from the following activities: -Books -Bug Club -Magazines or leaflets</p>
---------	---	---	---	--	---	---

Why not try and bake your own delicious omnivore and herbivore dinosaur snacks?



Wednesday	<p>Spelling</p> <p>1. Read the words </p> <p style="text-align: center;"> be fun this shout </p> <p>2. Read and write </p> <p>3. Cover and write</p> <p>4. Write a simple sentence with each of the words.</p>	<p>Read Harry and the Bucketful of Dinosaurs: https://www.youtube.com/watch?v=MTjQeCs pMkY</p> <p>-What did Harry do with the dinosaurs when he found them?</p> <p>-Where did Harry find the names of the dinosaurs?</p> <p>-What are the dinosaur's names?</p> <p>-Where were some of the places Harry went with his bucket of dinosaurs?</p> <p>-How do you think Harry felt when he lost them?</p> <p>-How did Harry show that the dinosaurs belonged to him?</p> <p>-Draw one of Harry's dinosaurs and describe them. E.g. They have sharp teeth.</p>	<p>Dinosaur Stomp</p> <p>This is perhaps best for outside as it could be noisy!</p> <p>Prepare the game by drawing pictures of different dinosaurs on pieces of paper, or print them off the internet, then screw the pieces up into balls. The idea is that the children throw the balls of paper to someone who opens it and then stomps about like that dinosaur until they get thrown another screwed up piece of paper. They should pay attention to the size of the dinosaur and the size of their feet to see just how much stomping, or not, is required!</p>	<p>Watch RWI phonics lesson on Ruth Miskin training – YouTube</p> <p>See attached YouTube Speed sounds lessons schedule 20th April to 19th May</p>	<p>There are different kinds of dinosaurs. Using 2D shapes can you design your own dinosaurs?</p>  <p>-What shapes have you used? -What can your dinosaur do? -Show me.</p>	<p>Reading</p> <p>Choose from the following activities:</p> <p>-Books -Bug Club -Magazines or leaflets</p>
------------------	--	--	--	--	--	---

Thursday	<p>Spelling</p> <p>1. Read the words  but let think help</p> <p>2. Read and write </p> <p>3. Cover and write</p> <p>4. Write a simple sentence with each of the words.</p>	<p>Read how to grow a dinosaur: https://www.youtube.com/watch?v=AtP9Ja9xMgQ</p> <p>-What did mum ask Ablie to do? -What happens when Ablie wakes up? -What animal did Ablie find in the garden? -What food did Ablie find in the garden? -What do you think the t-rex wants to do to Ablie? -What happened when Albie went back outside to his mum? -What do you think will happen with the alien seed packet?</p> <p>Design your own dinosaur seed packet. Don't forget to write some instructions e.g.</p> <ol style="list-style-type: none"> 1. Scatter on the ground. 2. Sprinkle water on top. 3. Stand back! 	<p>Dinosaurs lay many baby eggs. Baby dinosaurs are called hatchlings. Can you design your own baby dinosaur hatching out of an egg?</p> 	<p>Watch RWI phonics lesson on Ruth Miskin training – YouTube</p> <p>See attached YouTube Speed sounds lessons schedule 20th April to 19th May</p>	<p>Cut up an apple into 8 slices. If you shared it equally between yourself and a friend, how many pieces would you have each?</p> 	<p>Reading</p> <p>Choose from the following activities:</p> <ul style="list-style-type: none"> -Books -Bug Club -Magazines or leaflets
-----------------	--	--	--	--	--	--

Friday	<p>Spelling</p> <p>1. Read the words </p> <p style="text-align: center;">your at look trip</p> <p>2. Read and write </p> <p>3. Cover and write</p> <p>4. Write a simple sentence with each of the words.</p>	<p>Read The Dinosaur who lost his roar: https://www.youtube.com/watch?v=ppyiuCyNGqY</p> <p>-Is Sid kind to his friends at the beginning of the story? -How do you know? -How did Sid hurt his throat? -How does Sid help his friends? -What makes a good friend? Draw someone special to you and describe how they are a good friend to you.</p>	<p>Can you make your own dinosaur fossils using playdough?</p> <p style="text-align: center;">make your own DINOSAUR FOSSILS</p> 	<p>Watch RWI phonics lesson on Ruth Miskin training – YouTube</p> <p>See attached YouTube Speed sounds lessons schedule 20th April to 19th May</p>	<p>Can you set up some skittles or empty plastic bottles? How many skittles do you have? Roll a ball and count how many you have knocked down. How many do you have left?</p>  	<p>Reading Choose from the following activities: -Books -Bug Club -Magazines or leaflets</p>
--------	---	--	---	--	--	---