

















Our topic this week is Pirates!

You could send a photograph of your work to your teacher at reception@brampton.newham.sch.uk.

<p style="writing-mode: vertical-rl; transform: rotate(180deg);">Monday</p>	<p>Spelling</p> <p>1. Read the words </p> <p style="text-align: center;">I jump pet ship</p> <p>2. Read and write </p> <p>3. Cover and write</p> <p>4. Write a simple sentence with each of the words.</p>	<p>-What do you know about pirates? -Would you like to be a pirate? Why or why not? -If you had a treasure, where would you bury it? Why?</p> <p>Read 'How I became a pirate' by Melinda Long https://www.youtube.com/watch?v=y4m_BW5yddU</p> <p>-What problem do the pirates have? -How did Jeremy help to solve their problem? -What are some things Jeremy liked about being a pirate? -Why did Jeremy decide he did not want to be a pirate? -Pretend you are the pirate stuck on an island and need help, send out a message in a bottle to ask other pirates for help.</p>	<p>Can you design your own pirate flag?</p> 	<p>Watch RWI phonics lesson on Ruth Miskin training – YouTube</p> <p>See attached YouTube Speed sounds lessons schedule 20th April to 19th May</p>	<p>Can you find different containers (tall, thin, narrow, wide, shallow) in your house? Can you make your container full, empty, half full, nearly full and nearly empty, using different materials such as water, sand, rice or cereal? Which container holds most? Can you find one which holds less?</p>	<p>Reading Choose from the following activities: Books Bug Club Magazines or leaflets</p>
<p style="writing-mode: vertical-rl; transform: rotate(180deg);">Tuesday</p>	<p>Spelling</p> <p>1. Read the words </p> <p style="text-align: center;">go leg spoon fish</p> <p>2. Read and write </p> <p>3. Cover and write</p> <p>4. Write a simple sentence with each of the words.</p>	<p>Read 'Pirates Love Underpants' by Claire Freedman https://www.youtube.com/watch?v=Vd8_Y1bEzA8&t=100s</p> <p>-What are the pirates' favourite underpants? -What/who else might love underpants? -Could you make a new book in the 'Underpants' series?</p>	<p>Pirates did not eat very healthily because they could not keep food fresh. They often got ill and had problems linked to bad nutrition. How do we eat to keep healthy? Make a healthy Pirate pizza using pitta bread or tortilla wraps. Add tomato paste, cheese and some of your favourite vegetables.</p>	<p>Watch RWI phonics lesson on Ruth Miskin training – YouTube</p> <p>See attached YouTube Speed sounds lessons schedule</p>	<p>Look at some different coins. What numbers, colours and shapes can you see? Place some coins under a piece of paper and try doing some coin rubbings using a crayon. Can you name and label the different coins?</p>	<p>Reading Choose from the following activities: Books Bug Club Magazines or leaflets</p> 

Wednesday	<p>Spelling</p> <p>1. Read the words  do dig sleep night</p> <p>2. Read and write  3. Cover and write 4. Write a simple sentence with each of the words.</p>	<p>Read 'The Night Pirates' by Peter Harris. https://www.youtube.com/watch?v=mdWxBn-xvrQ&t=64s -Who is your favourite character in the story? Why?</p> <p>Tom thinks that the front of his house might be being stolen by monsters, trolls, ogres or gremlins. Draw one of these creatures and describe it using similes. A simile is a figure of speech that compares two different things in an interesting way, for example 'as quiet as mice' or 'as busy as a bee'.</p>	<p>Walk the Plank You might want to pretend to walk the plank yourself by balancing along a straight line like a bit of sticky tape or string, one foot exactly in front of the other with arms outstretched to the sides!</p> 	<p>20th April to 19th May</p> <p>Watch RWI phonics lesson on Ruth Miskin training – YouTube</p> <p>See attached YouTube Speed sounds lessons schedule 20th April to 19th May</p>	<p>A pirate loves treasure! Design treasure hiding clues</p>  <p>Remember to use arrows to help with directions. Use positional language to explain where you need to go to find the treasure.</p>	<p>Reading Choose from the following activities: Books Bug Club Magazines or leaflets</p>
Thursday	<p>Spelling</p> <p>1. Read the words  old map hook flag</p> <p>2. Read and write  3. Cover and write 4. Write a simple sentence with each of the words.</p>	<p>Read 'Captain Flinn and the Pirate Dinosaurs' by Giles Andreae https://www.youtube.com/watch?v=vvpMn6MdIO8&t=535s</p> <p>Find out about the different types of dinosaurs mentioned in the story. -Which dinosaur is your favourite? -Can you draw it and write a sentence to describe it?</p>  <p>His neck is long.</p>	<p>An essential piece of kit for a pirate is a telescope! Think about how you are going to design yours so you can go on lots of pirate adventures. Take a kitchen roll (or loo roll) to use as a telescope. Alternatively use paper or card, possibly from a cereal box, and roll up to make a tube. Talk about how to make patterns looking at colour and shape.</p>	<p>20th April to 19th May</p> <p>Watch RWI phonics lesson on Ruth Miskin training – YouTube</p> <p>See attached YouTube Speed sounds lessons schedule 20th April to 19th May</p>	<p>Pirates and sailors are well known for singing sea shanties. Have a look around your house with your telescope and sing the shapes you find! <i>Some Pirates went to sea, sea, sea To see what shapes they'd see, see, see But all that they could see, see, see was a</i> <i>At the bottom of the sea, sea, sea!</i></p>	<p>Reading Choose from the following activities: Books Bug Club Magazines or leaflets</p>

					<i>Far across the sea they went Far across the sea they went Far across the sea they went until the day was over.</i>	
Friday	<p>Spelling</p> <p>1. Read the words </p> <p style="text-align: center;">put wet chin stop</p> <p>2. Read and write </p> <p>3. Cover and write</p> <p>4. Write a simple sentence with each of the words.</p>	<p>The 8th of May is a special day. People in Britain celebrate it because it is a special day in history. It is 'Victory in Europe Day' to remember the end of the Second World War and remember the bravery and suffering of those who lived during the war.</p> <p>-How do you celebrate special days? -Who is special in your life? -Can you find more information about VE Day?</p>	<p>Can you design and make a Veteran's medal?</p> 	<p>Watch RWI phonics lesson on Ruth Miskin training – YouTube</p> <p>See attached YouTube Speed sounds lessons schedule 20th April to 19th May</p>	<p>At snack time, can you share strawberries or other fruit equally between your family members?</p>	<p>Reading</p> <p>Choose from the following activities: Books Bug Club Magazines or leaflets</p>