











This week we are exploring books about the seaside/ocean

You could send a photograph of your work to your teacher at reception@brampton.newham.sch.uk.

Monday	<p>Spelling</p> <ol style="list-style-type: none"> 1. Read the words  <p style="text-align: center;"> sand fish seaside beach </p> 2. Read and write  3. Cover and write 4. Write a simple sentence with each of the words. 	<ul style="list-style-type: none"> -What can you see on the picture? -What adjectives can you use to describe it? -Have you ever been at the seaside? -Who did you go with? -Can you think of any fun activities you could do on the beach?  <p>Draw a picture of somewhere that you would like to spend a holiday. Use your imagination...it can be anywhere, real or imaginary!</p> <p>Use your phonics to write a sentence about your picture. Remember to use capital letters, finger spaces and full stops.</p> 	<p>Sandcastle craft</p> <p>Create a sandcastle using kitchen roll, toilet paper tubes and paper.</p>   	<p>Watch RWI phonics lesson on Ruth Miskin training – YouTube</p> <p>See attached YouTube Speed sounds lessons schedule</p> <p>For free Read Write Inc. Phonics eBooks, activities and advice, visit Oxford Owl for Home: https://home.oxfordowl.co.uk/reading/reading-schemes-oxford-levels/read-write-inc-phonics-guide/</p>	<p>Go on a 3D shape hunt around your house.</p> <ul style="list-style-type: none"> -What 3D shapes can you find? See if you can find a sphere, a cube, and a cuboid. -Can you find any other 3D shapes? -What are they called? 	<p>Reading</p> <p>Choose from the following activities:</p> <ul style="list-style-type: none"> -Books -Bug Club -Magazines or leaflets
---------------	--	--	--	---	---	--

Spelling

1. Read the words 

boat
bucket
shell
sea
2. Read and write 
3. Cover and write
4. Write a simple sentence with each of the words.

-Can you think of any stories written by Julia Donaldson?
 For example, 'What the ladybird heard', 'The Gruffalo', 'The smartest giant in town', 'Room on the broom', 'Monkey puzzle'...
 I'm sure you remember the adventures of a tiny ladybird. This time our ladybird went to the seaside. What do think is going to happen in the story? Share your ideas with your grown-up.
 Read/watch the story 'What the ladybird heard at the seaside', and pay attention to any rhyming words:
https://www.youtube.com/watch?v=oca_JDgfpE

-What are rhyming words?
 That's right 😊 rhyming words are words that have the same or similar ending sound. Have a look at some examples:

bat, mat, cat or big, fig, dig...

-How many rhyming words have you heard in our story?
 The teachers have found quite a few but the words have jumbled up somehow... Could you help us sort out the mess and match the rhyming words please? The first one is already done for you.

head	sack
back	van
ran	red
scare	shriek
beak	hair
song	sleep
peep	wrong

Twirling paper ladybugs

Check what resources are available to you to make a ladybug. You could use coloured paper, paint, coloured pencils or pens.



Watch RWI phonics lesson on

[Ruth Miskin training – YouTube](#)

See attached YouTube Speed sounds lessons schedule

For free Read Write Inc. Phonics eBooks, activities and advice, visit Oxford Owl for Home:
<https://home.oxfordowl.co.uk/reading-schemes-oxford-levels/read-write-inc-phonics-guide/>

Ask a friend or a grown-up to place some small toys in front of them and to say how many they have.

- Can you count out a group of toys that is one more?
- Can you count out a group of toys that is one less?



Reading

Choose from the following activities:
 -Books
 -Bug Club
 -Magazines or leaflets

Spelling

1. Read the words 

hot
ice cream
swim
sunshine
2. Read and write 
3. Cover and write
4. Write a simple sentence with each of the words.

- Have you ever heard of mermaids?
- What are they?
- Where do they live?
- What do they look like?
- Have you ever seen one?

Mermaids are magical sea creatures. They are half human half fish. Their tails are covered with shiny scales in the most gorgeous colours.

Watch/read the story 'The singing mermaid':

<https://www.youtube.com/watch?v=i8E0xAL8heE>

Answer the following questions:


- Why did the singing mermaid decide to leave the bay?
- Why do you think the greedy circus owner was called Sam Sly?
- What did he promise to the mermaid?
- Did he keep his promise?
- How did the mermaid feel being stuck in the fish tank?
- Who helped the mermaid escape from the circus?

-Can you write a sentence describing the singing mermaid? Remember to use capital letters, finger spaces and full stops.

*She has long, gold hair.
She has a green, shiny tail.
She can sing and swim.*

Create your own mermaid!

- What will you use?
- Remember that mermaids have long hair and beautiful tails.



Watch RWI phonics lesson on

[Ruth Miskin training – YouTube](#)

See attached YouTube Speed sounds lessons schedule

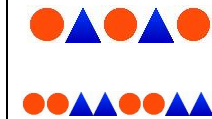
For free Read Write Inc. Phonics eBooks, activities and advice, visit Oxford Owl for Home:

<https://home.oxfordowl.co.uk/reading-schemes-oxford-levels/read-write-inc-phonics-guide/>

Choose 2 of your favourite-coloured pens/pencils. Draw a circle with one colour and a triangle with another, then another circle with the same first colour and another triangle with the same second colour.

Continue the pattern.





-Can you make a pattern with 2 the same, then another 2 the same, e.g. red, red, blue, blue?




-Can you think of a different pattern adding one more shape?

Reading


Choose from the following activities:
 -Books
 -Bug Club
 -Magazines or leaflets

Thursday	<p>Spelling</p> <p>1. Read the words </p> <p style="text-align: center;"> we holiday kite bright </p> <p>2. Read and write </p> <p>3. Cover and write</p> <p>4. Write a simple sentence with each of the words.</p>	<p>Read watch the story 'Tiddler':</p> <p>https://www.youtube.com/watch?v=hntyi-QTLJU</p> <p>As you have seen, Tiddler is an ordinary looking, grey fish. However, he does have a special gift. - Can you think of what it is?</p> <p>Tiddler is an amazing storyteller. Tiddler's stories are well known among all the sea creatures. Some of his friends think they are true, others don't...</p> <p>-How about you? -Do you believe that all Tiddler's stories are real? -Explain your answer.</p> <p>Have a think about what makes you special. -What is your special gift?</p> <p>Have a think about the characters in our story, make a list of five sea animals?</p> <ol style="list-style-type: none"> 1. 2. 3. 4. 5. <p>For example, fish, ray dolphin, seahorse, squid, crab, shark, starfish, eel, seal, lobster.</p>	<p style="text-align: center;">Sea creatures</p> <p>-Which sea animal is your favourite?</p> <p>Use the resources you have at home to make it.</p>  	<p>Watch RWI phonics lesson on Ruth Miskin training – YouTube</p> <p>See attached YouTube Speed sounds lessons schedule</p> <p>For free Read Write Inc. Phonics eBooks, activities and advice, visit Oxford Owl for Home: https://home.oxfordowl.co.uk/reading/schemes-oxford-levels/read-write-inc-phonics-guide/</p>	<p>When you are playing outside, look at your shadow.</p> <p>-Is it as big as you or smaller? -Is it always the same size?</p> <p>-Does it always follow you or does it sometimes move in front of you?</p> <p>Find out as much as you can about your shadow and tell your grown-ups about it.</p>	<p>Reading</p> <p>Choose from the following activities:</p> <ul style="list-style-type: none"> -Books -Bug Club -Magazines or leaflets
-----------------	---	--	---	---	---	--

Spelling

1. Read the words 

bear
shark
rest
wish

2. Read and write 
3. Cover and write
4. Write a simple sentence with each of the words.

Watch/read the story 'Danny McGee drinks the sea':

<https://www.youtube.com/watch?v=9PwjLqJP6IQ>

- What was your favourite part of the story?
 - Why did you enjoy it the most?
- Can you think of a few things that Danny McGee swallowed?
- What happened to him at the end of the story?

Write a sentence about our main character and his adventures. Remember to use capital letters, finger spaces and full stops.

*He was funny.
He drank the sea.
Danny swallowed the tree.*

Ocean crafts- choose one:

1. Ocean in a bottle

-Would you like to have your own ocean? Let's make it then 😊

<https://www.youtube.com/watch?v=49o2V2TZiow>



2. Ocean picture



3. Bottle cap fish



Watch RWI phonics lesson on


[Ruth Miskin training – YouTube](#)

See attached YouTube Speed sounds lessons schedule

For free Read Write Inc. Phonics eBooks, activities and advice, visit Oxford Owl for Home:

<https://home.oxfordowl.co.uk/reading/reading-schemes-oxford-levels/read-write-inc-phonics-guide/>

Draw a picture of a flower with 9 petals. Colour 5 petals yellow. -How many petals have you got left? You can choose another colour for these petals.



Reading

Choose from the following activities:
-Books
-Bug Club
-Magazines or leaflets