




# Our topic this week is based on a story 'The Rainbow Fish'

Phonics	Literacy	Maths	Other areas of Learning
<p>In Reception we use the Read Write Inc. (RWI) literacy programme.</p> <p>Practise reading and writing the following sounds:</p> <p style="text-align: center;"><b>m, a, s, d, t</b></p> <p>Watch the Sound Pronunciation Guide video to help you:</p> <p><a href="https://www.oxfordowl.co.uk/for-home/reading-owl/find-a-book/read-write-inc-phonics--1/phonics-pure-sounds-video">https://www.oxfordowl.co.uk/for-home/reading-owl/find-a-book/read-write-inc-phonics--1/phonics-pure-sounds-video</a></p> <p>This is Fred the Frog.</p>  <p>He can only speak in sounds though, so we have to help him learn to say words, instead of sounds. For example, Fred says 'c-a-t' instead of 'cat'.</p> <p>Watch Fred Talk in action:</p> <p><a href="https://www.youtube.com/watch?v=dEzfpod5w_Q&amp;feature=emb_title">https://www.youtube.com/watch?v=dEzfpod5w_Q&amp;feature=emb_title</a></p>	<p>This week we are going on an imaginary journey under the sea. What creatures do you know that lurk deep down under the sea? You might see: jellyfish, octopus, coral and lots of fish. Which is your favourite creature? Listen to this song about a sailor and join in with the words and actions:</p> <p><a href="https://www.youtube.com/watch?v=28uNq8XQPK8">https://www.youtube.com/watch?v=28uNq8XQPK8</a></p> <p>Read/watch the story 'The Rainbow fish' by Marcus Pfister. Look at the front cover and discuss the Rainbow fish. What colours can you see on Rainbow Fish?</p> <p><a href="https://www.youtube.com/watch?v=r9mryuEKkKc">https://www.youtube.com/watch?v=r9mryuEKkKc</a></p> <p>Discuss the different characters throughout the story (e.g. Rainbow Fish, Little Blue Fish, the octopus). How are they feeling? Why? Why might Rainbow Fish not want to give away his sparkly scales? Why did Rainbow Fish feel lonely? What can we do to stop people feeling lonely? What did Rainbow Fish share? What could we share? What could we do that is kind and friendly?</p> <p>You don't have to give things away to be kind and sharing. You could ask someone to join in your game, you could share</p>	<p>This week we are learning to count different objects, ensuring that we count each object only once.</p> <p>These are the strategies that we use when counting:</p> <ul style="list-style-type: none"> <li>• Put objects into a line so you have a clear start and end point.</li> <li>• Point to each object as you say <b>each</b> number word aloud.</li> <li>• Move <b>each</b> object as you say <b>each</b> number word aloud.</li> </ul> <p>Collect some objects around the house that are fun and colourful such as blocks, animals, acorns, etc. and practise your counting using the strategies above.</p> <p>How many dinosaurs can you count?</p> 	<p><b>Explore moving</b> like different characters from 'The Rainbow Fish' story.</p> <p><i>Rainbow fish</i> - pretend to swim quite slowly and proudly to let everyone see your sparkly scales</p> <p><i>Little Blue Fish</i> (He likes to dart around quickly.) Run or jog around the space pretending to be the Little Blue Fish (avoid obstacles and change direction).</p> <p><i>Octopus</i> – move around the space waving your arms up and down.</p> <p><i>Starfish</i> – star jumps.</p> <p><i>Crab</i> – walk sideways moving your hands like pincers.</p> <p><i>Seaweed</i> – stand still with your arms stretched above your head and sway from side to side.</p> <p>Make a different rainbow animal. It can be any animal you like. You could colour it in, paint it or even make a collage.</p> 

**Practise reading these words using Fred talk** – point with your finger under each phoneme as you make the sound, then run your finger under the whole word to blend those sounds together to say the word.

at	mad
sad	dad
sat	mat

pencils when you have finished with them, you could help someone build a Lego model, you could complete a jigsaw puzzle together with your friend, etc.

Cut a fish scale out of a coloured paper and write a message onto it about how you feel when you share something or when somebody is kind to you, for example:

*I feel happy.*

*I is a special word – we call it a ‘red’ word and we need to remember it. Red words are tricky words. These are words that cannot be sounded out using the sounds we are learning in class at the moment. Practise writing it on a piece of paper.*

### Cereal Threading and counting



Put a piece of spaghetti into each ball of play dough.  
 Pour a bowl of Cheerios, or other o-shaped cereal.  
 Grab a Cheerio and thread it onto the spaghetti.  
 Count the Cheerios using one-to-one correspondence.



#### Ingredients:

- 1.5 cups of flour
- 1/2 cup of salt
- 2 tbs of cream of tartar
- 1 tbs of oil
- Food colouring
- 1 cup of boiling water

1. Mix all ingredients except the boiling water together into a large mixing bowl.
2. Add the boiling water and mix well. Note, the food colouring will mix in better if added to the boiling water. Please take care when using boiling water around children.
3. Stir well until the mixture is well combined.
4. Roll it out on a flat surface and you are ready to use for the activities.