



Year 3
Autumn 1
Parents and Carers Curriculum Meeting

Key Information and Dates

**Please make sure you
have signed in.**



Who is working in Year 3?

Ghana:

Ms Sobia Asghar

Namibia:

Mr Sharaz Khan

South Africa:

Mrs Navjeet Kaur

Zimbabwe:

Mrs Tasneem Jiva

Classroom Practitioner:

Ms Shapla Begum

Year Group Leader:

Ms Sobia Asghar

Phase Leader:

Mrs Marie Hardie



A Typical Day

Mornings

- 8:45 - Soft Start (*Registers Close - 9:00*)
- 9:00 - Maths
- 10:00 - English
- 11:00 - Assembly
- 11:15 - Break
- 11:30 - Take One Book
- Midday - RWI Spelling

Afternoons

- 12.30 - Lunch
- 1.15 - Afternoon Registration
- 1.15 - Computing
- 14:15 - RE
- 15.00 - Story
- 15.15 - Home time

Our PPA Day will usually be on MONDAY

PPA (Specialist Teachers)



Mr Gillingham - Art

Ms Valverde - Spanish

Mr Kai - PE

Ms Calver - History
and Geography



Autumn 1 Theme: Wonders of the World

Big Question: Has our wonderful world always looked like this?



Rights Respecting Schools

Children's rights are learned, taught, practised, respected, protected and promoted.



Personal Development

SMSC - spiritual, moral, social and cultural development.



Fundamental British Values


Democracy, individual liberty, rule of law, mutual respect and tolerance of different faiths and beliefs.

English Texts


- English Lessons

Half term focus: Black History Month

Fly Eagle Fly- An African Tale by Christopher Gregorowski




Wangari's Trees of Peace by Jeanette Winter



Take One Book

Take One Book: 5 sessions a week
Escape from Pompeii by Christina Balit

1. Hook
2. Orientation
3. First Encounters
4. Digging Deeper
5. Review and reflect





Maths

- Chapter 1
- Numbers to 100
- Chapter 2
- Addition and Subtraction



Explore:

Includes questions related to various lesson objectives as an introductory activity for pupils.

Master:

Introduces new concepts through a C-P-A approach with the use of engaging pictures and manipulatives.

Guided Practice:

Children work with a partner for further consolidation of concepts.

Independent:

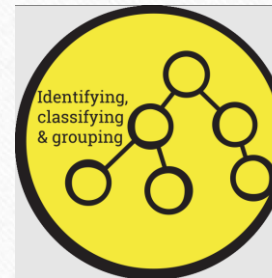
Children work through questions independently applying skills taught during the lesson.

Science- Rocks, Fossils and Soils



- Compare and group together different kinds of rocks on the basis of their appearance and simple physical properties.
- Describe in simple terms how fossils are formed when things that have lived are trapped within rock.
- Recognise that soils are made from rocks and organic matter.

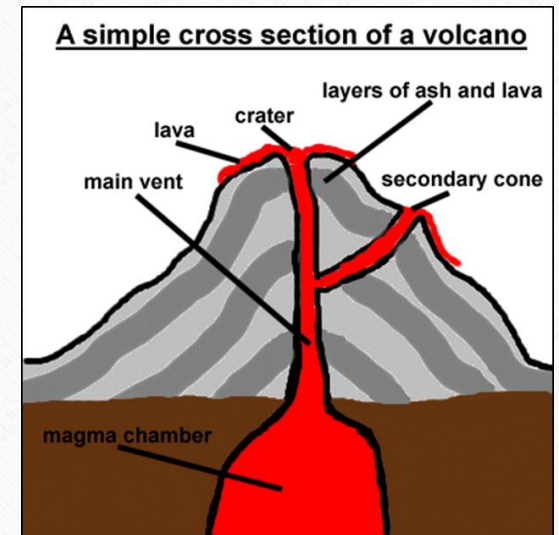
Working scientifically skills:





Geography

- Locate, describe and understand key aspects of physical geography including volcanoes.






Art and Design

- *Kapow Scheme of Work*
- Drawing: Growing Artists

Week	Week	Week	Week	Week
Lesson 1: See like an artist	Lesson 2: Shading	Lesson 3: Texture pictures	Lesson 4: Botanical drawing	Lesson 5: Abstract flowers
To recognise how artists use shape in drawing.	To understand how to create tone in drawing by shading.	To understand how texture can be created and used to make art.	To apply observational drawing skills to create detailed studies.	To explore composition and scale to create abstract drawings.





Design and Technology

- *Kapow Scheme of Work*
- Electrical Systems: Electric poster

Lesson 1: Information design

- ✓ To understand the purpose of information design.

Lesson 2: Topic research

- ✓ To research a set topic to develop a range of initial ideas.

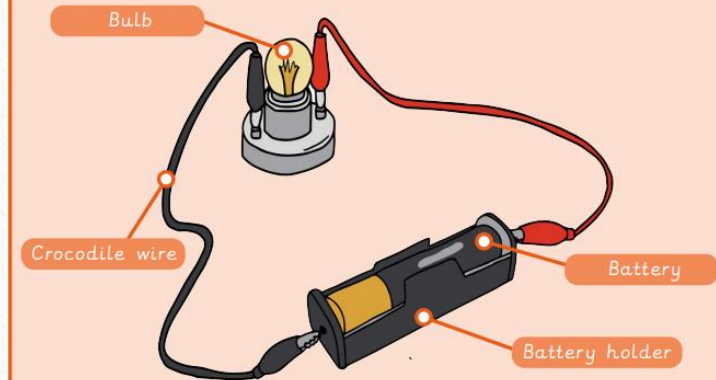
Lesson 3: Design development

- ✓ To develop an initial idea into a final design.


Lesson 4: Electric poster assembly

- ✓ To assemble my final product and incorporate a simple circuit.

An electrical system is a group of parts (components) that work to transport electricity around a circuit.



An electrical product is an object that uses an electrical system to make its different parts work.





Computing

- Discussion and reminders on Online Safety
- ***NCCE Scheme of Work***
- Computing systems and networks and how computers connect to each other.





PSHE

- Topic: Being me in my world
- Class team, school citizen, rights and responsibilities, rules, rewards and consequences
- Parents and carers can find copies of the letters regarding the PSHE curriculum, and about the books used in PSHE Read Aloud, on the school website.





Religious Education (RE)

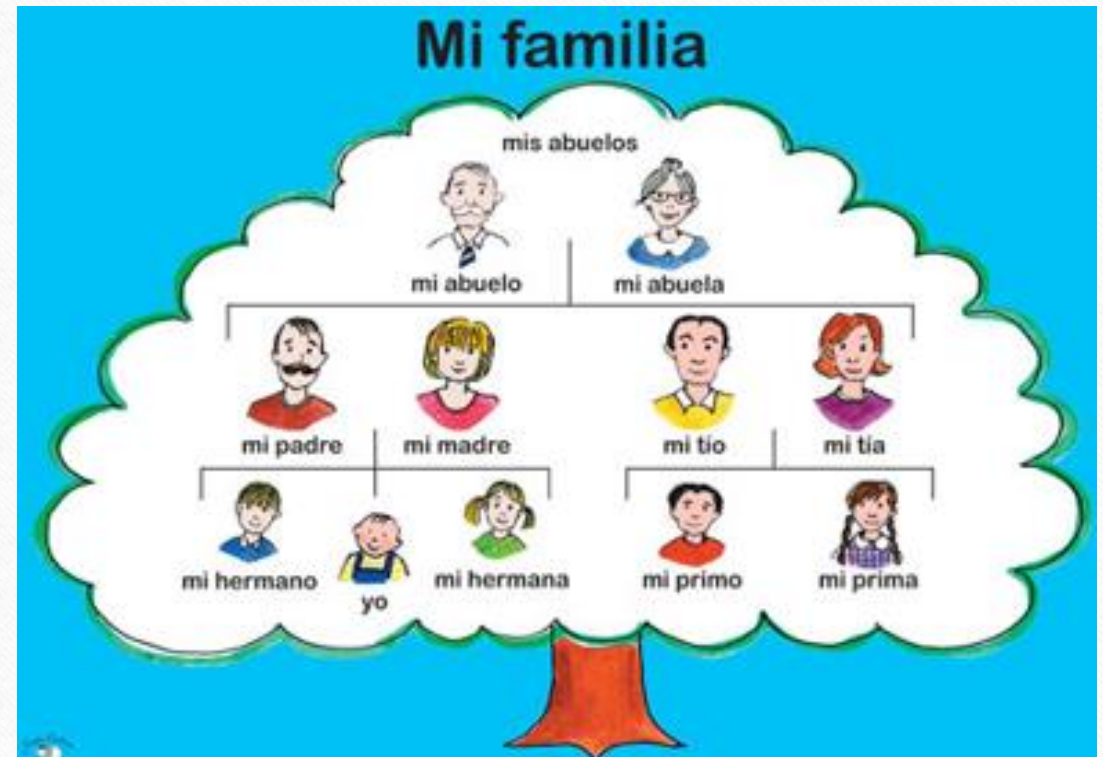
- How do Jewish people celebrate their beliefs at home and in the synagogue?
- The children will learn about how Jewish people celebrate the festivals of Rosh Hashanah and Yom Kippur.





Spanish


- Me and My World – My family





Physical Education

- PE Days - Monday and Friday
- Athletics





Music

- Learning about sustainability through music.





Key Events Coming Up This Year...

- Visit to the Synagogue- 18th and 20th September
- Geobus workshop- 13th September
- Science Dome- 5th October





Behaviour & Expectations

- Punctuality and attendance are crucial - lessons start at 9:00am - remember soft start begins from 8:45am so families can arrive at school from this time.
- Safeguarding: Please do let the teacher know if your child has had an accident or has a mark or bruise. Please do not be offended when we ask about them.
- We expect pupils to make the most of every lesson - focus and attention are key (and we ensure the lessons are enjoyable and memorable).
- Please download the **MyEd App**. If you have concerns about attendance, please speak to Mr. Wedgbury or Mrs Tshuma.



Home Learning

- Each child should read at home every day for at least 20-30 minutes. They record this at least 5x a week in the reading records. To be implemented in 2022/23: each child to read a banded book, as well as having access to a class library book.
- The children will bring home their RWI spelling log book that contains spellings that the individual child needs to rehearse (words that the child is struggling with).
- 10 spellings will be sent home each week from the National Curriculum based on the child's current level. They will be tested on these spellings in the following week.
- Online Times Tables Rock Stars (TTRS) activities Y3 – Focus on x3, x4, x6 and x8 tables
- **Optional:** Half termly project based on the whole school theme for the half term and the year group 'big question'.



Supporting Pupils at Home

- Please ensure that your child reads every evening (aim for 20 minutes). You can help by discussing the meaning of key words and asking questions about the book that your child is reading.
- Ensure that an adult has signed the child's reading record each day.
- Encourage your children to read a range of reading material - magazines, graphic novels, newspapers etc.
- Children also benefit from being read to.



Brampton Behaviour Policy

- We use BPS points, good news notes and celebration assemblies to reinforce positive behaviours and good work.
- We use a learning zone system in class for behaviour - consequences for not following the school rules include time out in another classroom and a blue letter home.
- Very poor behaviour at break or lunchtime may result in pupils being given a behaviour reflection - missing some of their lunch break with a member of SLT.



Class Worry Boxes

- Worry boxes provide a way for pupils to share any concerns or worries they have with their teacher - there is one in every classroom and these are checked regularly throughout the day.





Uniform & PE Kit

School Uniform

- Plain or school blue jumper, cardigan or fleece
- White school shirt, polo shirt or T-shirt
- Grey or black skirt, pinafore or trousers
- Blue and white checked dress
- White/navy blue/black headscarf
- Plain black shoes or trainers
- Black, grey or white socks or tights
- Preferably no jewellery - watch and stud earrings only
- An appropriate coat to keep your child warm and dry

PE Kit

- No jewellery and no earrings (studs will need to be taped if kept in)
- Plain blue or school logo PE T-shirt
- Black trainers or plimsolls
- Black, grey or navy shorts in warm weather
- Plain black, grey or navy tracksuit bottoms in cold weather

(Pupils should come to school in their PE kit on their PE days)



Home School Agreement

Please have a look at the new home school agreement leaflet.

Do let a member of the senior leadership team know if you have any queries or questions.



Healthy Body, Healthy Mind

Please provide your child with:

- A water bottle - the children will have access to their bottle all day.
- A healthy packed lunch or request a school meal.

Optional:

- A healthy morning snack -a piece of fruit.
- EYFS and KS1 are provided with a piece of fruit each day.



Key Dates for Autumn 1

- Tuesday 12th September - Parent and Carer Forum 9am and 5pm
- Thursday 17th October - Parent/Carer Learning Review Appointments
- Friday 20th October - Last Day of Term
- Monday 23rd October - Friday 27th October - Half Term
- Thursday 2nd November - Autumn 2 Curriculum Meeting



Working Together

- The children make the best progress when there is a partnership between home and school, so...
 - Please support and reinforce the school's rules and expectations (behaviour, uniform, attitude etc.).
 - Do communicate any worries, queries, questions or concerns you might have - we want to help! First of all, please speak to your child's class teacher, then the year group leader and then a senior leader.
 - Email info@brampton.newham.sch.uk or see a member of the senior leadership team.



Volunteers

We are looking for parents and carers to volunteer to accompany classes on their educational visits.

We would like to create a bank of people who can be called on to support the school in ensuring all children are able to attend at least one educational visit each half term.

Parents and carers who are interested would be asked to complete a DBS as part of our safeguarding policy.



Any Questions?
