



Year 2
Autumn 2
Parents and Carers Curriculum Meeting

Key Information and Dates

Who is working in Year 2?

Belgium:

Ms Z Iqbal

Italy:

Ms F Ahmed

Spain:

Ms A Begum

Poland:

Ms T Choudhury

Classroom Practitioner:

Ms T Cable

Year Group Leader:

Ms Z Iqbal

Phase Leader:

Ms S Reay





A Typical Day

Mornings

- 8:45 - Soft Start (*Registers Close - 9:00*)
- 9:00 - Arithmetic/Handwriting/Library
- 9:30 - English
- 10:30 - Break
- 10:45 - Maths
- 11:45 - Lunch

Afternoons

- 12.30 - Afternoon Registration and Assembly
- 12.45 - Take One Book
- 13:30 - Foundation subjects
- 14:15 - Foundation subjects
- 15.00 - Story
- 15.15 - Home time

Our PPA Day will usually be on Wednesday

PPA (Specialist Teachers)



Mr Gillingham - Art

Ms Valverde - Spanish

Mr Kai - PE

Ms Calver - History
and Geography

Autumn 2 Theme: Special People and Special Places

Big Question: Who has helped to make the world a better place to live



Rights Respecting Schools

Children's rights are learned, taught, practised, respected, protected and promoted.



Personal Development

SMSC - spiritual, moral, social and cultural development.




Fundamental British Values

Democracy, individual liberty, rule of law, mutual respect and tolerance of different faiths and beliefs.


English Texts

- English Lessons
- Clean up by Nathan Bryan



- Phonics/Take One Book
- Pandora by Victoria Turnbull

- Greta and the Giants by Zoe Tucker




Science – Uses of Everyday Materials



- Identify and compare the suitability of a variety of everyday materials, including wood, metal, plastic, glass, brick, rock, paper and cardboard for particular uses.
- Find out how the shapes of solid objects made from some materials can be changed by squashing, bending, twisting and stretching.

Working scientifically skills:





History

Who has helped to make the world a better place to live?

- identify similarities and differences between ways of life in different periods.
- Learn about events beyond their living memory.
- Recognise why people did things, why events happened and what happened as a result
- Identify differences between ways of life at different times





Art and Design

- ***Kapow Scheme of Work***
- Drawing: Tell a story
- Charcoal mark making
- Creating texture
- My toy story
- Creating characters
- Tell a story





Design and Technology

- Kapow Scheme of work
- Baby Bear's Chair
- Exploring stability
- Strengthening material
- Making Baby Bear's chair
- Fixing and testing Baby Bear's chair





Computing

- **NCCE Scheme of Work**
- **Creating Media - Digital Photography**



Be smart on the internet

Childnet International
www.childnet.com

S SAFE Keep safe by being careful not to give out personal information – such as your full name, email address, phone number, home address, photos or school name – to people you are chatting with online.

M MEETING Meeting someone you have only been in touch with online can be dangerous. Only do so with your parents' or carers' permission and even then only when they can be present.

A ACCEPTING Accepting emails, IM messages, or opening files, pictures or texts from people you don't know or trust can lead to problems – they may contain viruses or nasty messages!

R RELIABLE Information you find on the internet may not be true, or someone online may be lying about who they are.

T TELL Tell your parent, carer or a trusted adult if someone or something makes you feel uncomfortable or worried, or if you or someone you know is being bullied online. You can report online abuse to the police at www.thinkuknow.co.uk

www.kidsmart.org.uk

KidSMART Visit Childnet's KidSmart website to play interactive games and test your online safety knowledge. You can also share your favourite websites and online safety tips by Joining Hands with people all around the world.

PSHE



-
- **Topic: Celebrating Differences**
 - Boys and Girls - understand that sometimes people make assumptions about boys and girls (stereotypes), to understand some ways that boys and girls are similar and different.
 - Bullying - understand that bullying is sometimes about difference.
 - Standing up for myself and others - to be able to recognise what is right and wrong and be able to look after myself.
 - Making a new friend - to know some ways to make new friends.
 - Celebrating differences and still being friends
 - Parents and carers can find copies of the letters regarding the PSHE curriculum, and about the books used in PSHE Read Aloud, on the school website.



Religious Education (RE)

- **Big Question: What can we learn from special stories**
- **Why did Jesus tell stories?**
- The children will be taught to:
- Retell a Christian story and say some things that Christians believe.
- Show understanding of what Jesus taught people.
- Describe what a believer might learn from a religious story or a sacred text and how they would apply this to their life.





Spanish


- My Classroom





Physical Education

- PE Days - Tuesday and Wednesday
- Class teacher – Health and Wellbeing
 - agility, balancing, coordination
- PE teacher - Athletics





Music

- The Nutcracker Revisited





Key Events Coming Up This Year...

Educational Visits

- - Science Museum

Friday 1st December 2023 - Belgium and Spain

Friday 8th December 2023 - Italy and Spain

- - National Army Museum

Thursday 8th February 2023 - Poland and Spain

Friday 9th February 2023 - Belgium and Italy



Behaviour & Expectations

- Punctuality and attendance are crucial - lessons start at 9:00am - remember soft start begins from 8:45am so families can arrive at school from this time.
- Safeguarding: Please do let the teacher know if your child has had an accident or has a mark or bruise. Please do not be offended when we ask about them.
- We expect pupils to make the most of every lesson - focus and attention are key (and we ensure the lessons are enjoyable and memorable).
- Please download the **MyEd App**. If you have concerns about attendance, please speak to Mr. Wedgbury or Mrs Tshuma.



Home Learning

- Each child should read at home every day for at least 10-15 minutes. **They** record this at least 5x a week in the reading records.
- The children will bring home their RWI spelling log book that contains spellings that the individual child needs to rehearse (words that the child is struggling with).
- 10 spellings will be sent home each week from the National Curriculum based on the child's current level. They will be tested on these spellings in the following week.
- Online Times Tables Rock Stars (TTRS) activities - *Focus on x2, x5 and x10*
- **Optional:** Half termly project based on the whole school theme for the half term and the year group 'big question'.



Supporting Pupils at Home

- Please ensure that your child reads every evening (aim for 20 minutes). You can help by discussing the meaning of key words and asking questions about the book that your child is reading.
- Ensure that an adult has signed the child's reading record each day.
- Encourage your children to read a range of reading material - magazines, graphic novels, newspapers etc.
- Children also benefit from being read to.



Brampton Behaviour Policy

- We use BPS points, good news notes and celebration assemblies to reinforce positive behaviours and good work.
- We use a learning zone system in class for behaviour - consequences for not following the school rules include time out in another classroom and a blue letter home.
- Very poor behaviour at break or lunchtime may result in pupils being given a behaviour reflection - missing some of their lunch break with a member of SLT.



Class Worry Boxes

- Worry boxes provide a way for pupils to share any concerns or worries they have with their teacher - there is one in every classroom and these are checked regularly throughout the day.





Uniform & PE Kit

School Uniform

- Plain or school blue jumper, cardigan or fleece
- White school shirt, polo shirt or T-shirt
- Grey or black skirt, pinafore or trousers
- Blue and white checked dress
- White/navy blue/black headscarf
- Plain black shoes or trainers
- Black, grey or white socks or tights
- Preferably no jewellery - watch and stud earrings only
- An appropriate coat to keep your child warm and dry

PE Kit

- No jewellery and no earrings (studs will need to be taped if kept in)
- Plain blue or school logo PE T-shirt
- Black trainers or plimsolls
- Black, grey or navy shorts in warm weather
- Plain black, grey or navy tracksuit bottoms in cold weather

(Pupils should come to school in their PE kit on their PE days)



Healthy Body, Healthy Mind

Please provide your child with:

- A water bottle - the children will have access to their bottle all day.
- A healthy packed lunch or request a school meal.

Optional:

- A healthy morning snack -a piece of fruit.
- EYFS and KS1 are provided with a piece of fruit each day.



Key Dates for Autumn 2

- Monday 13th November 2023 - Odd Socks Day
- Friday 17th November 2023 - Children in Need
- Wednesday 20th December 2023 - Last day of term
- Wednesday 20th December 2023 - Wednesday 3rd January 2023 - Christmas Break
- Thursday 4th January 2023 - Parent Curriculum meeting



Working Together

- The children make the best progress when there is a partnership between home and school, so...
 - Please support and reinforce the school's rules and expectations (behaviour, uniform, attitude etc.).
 - Do communicate any worries, queries, questions or concerns you might have - we want to help! First of all, please speak to your child's class teacher, then the year group leader and then a senior leader.
 - Email info@brampton.newham.sch.uk or see a member of the senior leadership team.



Volunteers

We are looking for parents and carers to volunteer to accompany classes on their educational visits.

We would like to create a bank of people who can be called on to support the school in ensuring all children are able to attend at least one educational visit each half term.

Parents and carers who are interested would be asked to complete a DBS as part of our safeguarding policy.



Any Questions?
