



Year 1
**Curriculum Meeting for Parents
and Carers**

Spring 2
Key Information and Dates

**Please make sure you
have signed in.**

Who is working in Year 1?

The Year 1 Team

England

Ms M Begum

Northern Ireland

Ms F Hassan

Ms V Bouras

Scotland

Ms H Khatun

Ms M Husain

Wales

Ms F Yasmin

Mr K Gibson

Ms M Husain

Classroom Practitioner

Ms S Cook

Year Group Leader

Ms M Begum

Assistant Headteacher

Ms S Reay





A Typical Day

Mornings

- 8:45 - 9:00 Soft Start
- 9:00 - Morning registration/assembly/story
- 9:30 - English
- 10:30 - Break
- 10:45 - Maths
- 11:45 - Lunch

Afternoons

- 12.30 - Afternoon registration and RWI (phonics)
- 13.15 - Library/foundation subjects
- 14:00 - Foundation subjects
- 15.00 - Story/handwriting
- 15.15 - Home time

Our PPA Day is on a Thursday

PPA (Specialist Teachers)



Mr Gillingham - Art

Ms Valverde - Spanish

Mr Kai - PE

Ms Calver - History
and Geography

Spring 1 Theme: Mother Nature

Big Question: *How can we help look after our environment?*



Rights Respecting Schools

Children's rights are learned, taught, practised, respected, protected and promoted.



Personal Development

SMSC - spiritual, moral, social and cultural development.



Fundamental British Values

Democracy, individual liberty, rule of law, mutual respect and tolerance of different faiths and beliefs.

English Texts

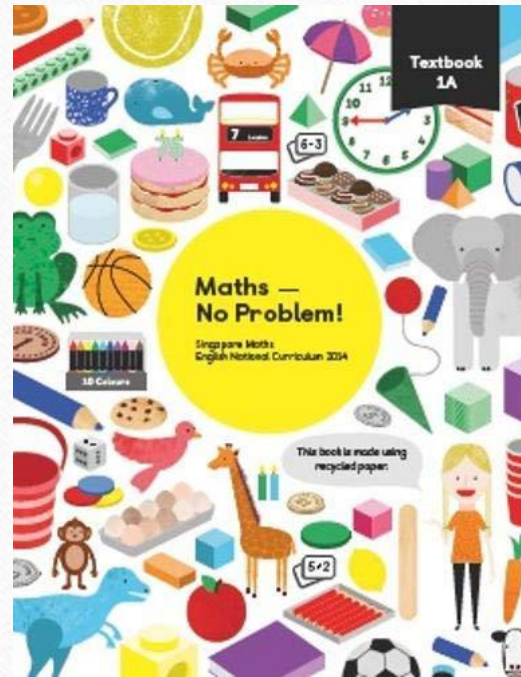


- Poetry
- Adventure stories
- RWI Phonics books
- Library book
- Reading record



Maths

- Addition to 40
- Subtraction to 40
- Addition and subtraction word problems.



Explore:

Includes questions related to various lesson objectives as an introductory activity for pupils.

Master:

Introduces new concepts through a C-P-A approach with the use of engaging pictures and manipulatives.

Guided Practice:

Children work with a partner for further consolidation of concepts.

Independent:

Children work through questions independently applying skills taught during the lesson.

MAMMALS



BIRDS




REPTILES



AMPHIBIANS



INVERTEBRATES



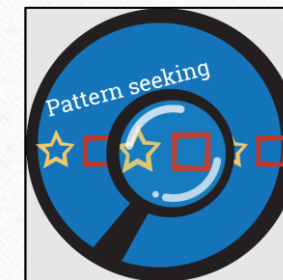

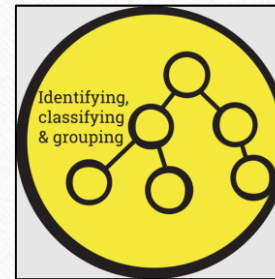
FISH

Science



- Animals including humans - types of animals.
- Children will be able to identify and name a variety of common animals including fish, amphibians, reptiles, birds and mammals.
- They will also identify and name animals that are carnivores, herbivores and omnivores.
- The children will be able to describe and compare the different animals.

Working scientifically skills





Geography

How can we help look after our environment?

- The children will learn about the impact pollution has on the environment and discuss what they could do to help.





Art and Design

- ***Kapow Scheme of Work***
- **PAINTING AND MIXED MEDIA: COLOUR SPLASH**
- Identifying primary colours
- and exploring how secondary colours can be mixed.



Make

Experiment with paint, using a wide variety of tools (e.g. brushes, sponges, fingers) to apply paint. Investigate colour mixing.

Play with combinations of materials to create simple collage effects.

Select materials based on their properties, e.g. shiny, soft.

Knowledge of artists

Describe similarities and differences between practices in art and design, e.g. between painting and sculpture, and link these to their own work.

Evaluate

Describe and compare features of their own and other's art work.



Design and Technology

- Kapow Scheme of work
Textiles: Puppets

Exploring different ways to join fabric, including gluing, pinning and stapling.





Computing

NCCE Scheme of Work

Data and Information - Grouping Data

This unit of work focuses on assigning data (images) with different labels to demonstrate how computers are able to group and present data.

- Labelling, grouping, and searching are important aspects of data and information.
- Searching is a common operation in many applications, and requires an understanding that to search data, it must have labels.

Labelling groups

Draw arrows to match the group labels to the correct groups.

Books

Frogs

Animals

Trees

Cars

Bikes



PSHE: Dreams and Goals Jigsaw Scheme of Work



Parents and carers can find copies of the PSHE curriculum, and the PSHE Read Aloud, letters on the school website.

Healthy Me - We will be learning about how to make healthy choices and how to stay safe and healthy.




Religious Education (RE)

Year 1 Big Question: What does it mean to belong?

What does it mean to be a Muslim?

The children will learn about how the everyday actions of a Muslim are influenced by their beliefs and values. They will be able to retell Muslim stories and messages and explain what is important to a Muslim person and why. The children will also be able to explain why Muhammad is important to Muslims.





Spanish

Pets

The children will learn the names of some pets and will be able to describe them using colours and sizes.



Physical Education

- PE Days - Wednesday and Thursday
- We use the Complete PE Scheme of Work
- Gymnastics- Wide, Narrow, Curled
- Dance - The Zoo



Music

Music: Peter and the Wolf
By Sergei Prokofiev





Key Events Coming Up in Spring 2

Our education visit this half term is linked to our RE topic: what does it mean to be a Muslim?

We will be visiting Ibrahim Mosque

- England and Wales - Monday 4th March 2024
- Northern Ireland and Scotland - Tuesday 5th March 2024

Please let your class teacher know if you would be interested in helping with this visit.



Volunteers

We are looking for parents and carers to volunteer to accompany classes on their educational visits.

We would like to create a bank of people who can be called on to support the school in ensuring all children are able to attend at least one educational visit each half term.

Parents and carers who are interested would be asked to complete a DBS as part of our safeguarding policy.



Behaviour & Expectations

- Punctuality and attendance are crucial - lessons start at 9:00am - remember soft start begins from 8:45am so families can arrive at school from this time.
- Safeguarding: Please do let the teacher know if your child has had an accident or has a mark or bruise. Please do not be offended when we ask about them.
- We expect pupils to make the most of every lesson - focus and attention are key (and we ensure the lessons are enjoyable and memorable).
- Please download the **MyEd App**. If you have concerns about attendance, please speak to Mrs Fordham or Mrs Tshuma.

Home Learning



-
- Each child should read at home every day for at least 10-15 minutes. **They** record this at least 5x a week in the reading records.
 - Home learning activities will be uploaded onto Microsoft Teams every Friday. Please encourage your child to complete these tasks. The activities will consist of spellings to learn and write into sentences.
 - **Optional:** Half termly project based on the whole school theme for the half term and the year group 'big question'.
 - The children will have access to Numbots, Oxford Reading Buddy (ORB)
 - Each week, the children will bring home their RWI books. Please ensure they read their books every day. Please refer to the questions at the back of the RWI books to support children with their comprehension skills.



Supporting Pupils at Home

- Please ensure that your child reads every evening (aim for 20 minutes). You can help by discussing the meaning of key words and asking questions about the book that your child is reading.
- Ensure that an adult has signed the child's reading record each day.
- Encourage your children to read a range of reading material - magazines, graphic novels, newspapers etc.
- Children also benefit from being read to.



Brampton Behaviour Policy

- We use BPS points, good news notes and celebration assemblies to reinforce positive behaviours and good work.
- We use a learning zone system in class for behaviour - consequences for not following the school rules include time out in another classroom and a blue letter home.
- Very poor behaviour at break or lunchtime may result in pupils being given a behaviour reflection - missing some of their lunch break with a member of SLT.



Class Worry Boxes

- Worry boxes provide a way for pupils to share any concerns or worries they have with their teacher - there is one in every classroom and these are checked regularly throughout the day.





Uniform & PE Kit

School Uniform

- Plain or school blue jumper, cardigan or fleece
- White school shirt, polo shirt or T-shirt
- Grey or black skirt, pinafore or trousers
- Blue and white checked dress
- White/navy blue/black headscarf
- Plain black shoes or trainers
- Black, grey or white socks or tights
- Preferably no jewellery - watch and stud earrings only
- An appropriate coat to keep your child warm and dry

PE Kit

- No jewellery and no earrings (studs will need to be taped if kept in)
- Plain blue or school logo PE T-shirt
- Black trainers or plimsolls
- Black, grey or navy shorts in warm weather
- Plain black, grey or navy tracksuit bottoms in cold weather

(Pupils should come to school in their PE kit on their PE days)



Working Together

- The children make the best progress when there is a partnership between home and school, so...
 - Please support and reinforce the school's rules and expectations (behaviour, uniform, attitude etc.).
 - Do communicate any worries, queries, questions or concerns you might have - we want to help! First of all, please speak to your child's class teacher, then the year group leader and then a senior leader.
 - Email info@brampton.newham.sch.uk or see a member of the senior leadership team.



Any Questions?

