

TERM Theme: Mother Nature

Big Question: What happens when there is an earthquake?



Year 6
Curriculum Meeting for Parents and
Carers

Spring 2

Key Information and Dates

Please make sure you have
signed in.





English

Writing own narratives that involve an adventure.

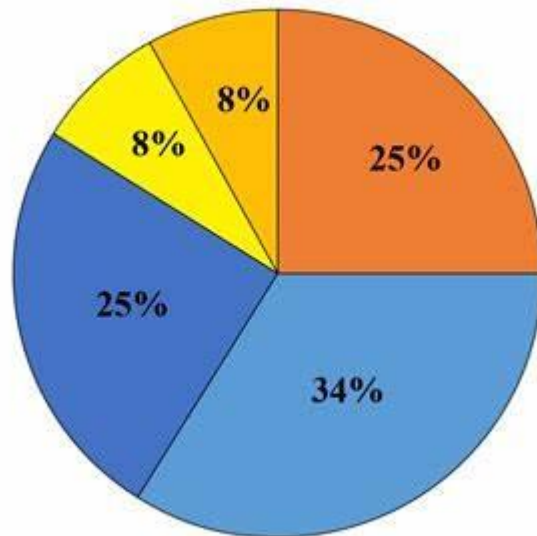
This is child interest led and will culminate in children being authors of their own individual stories.



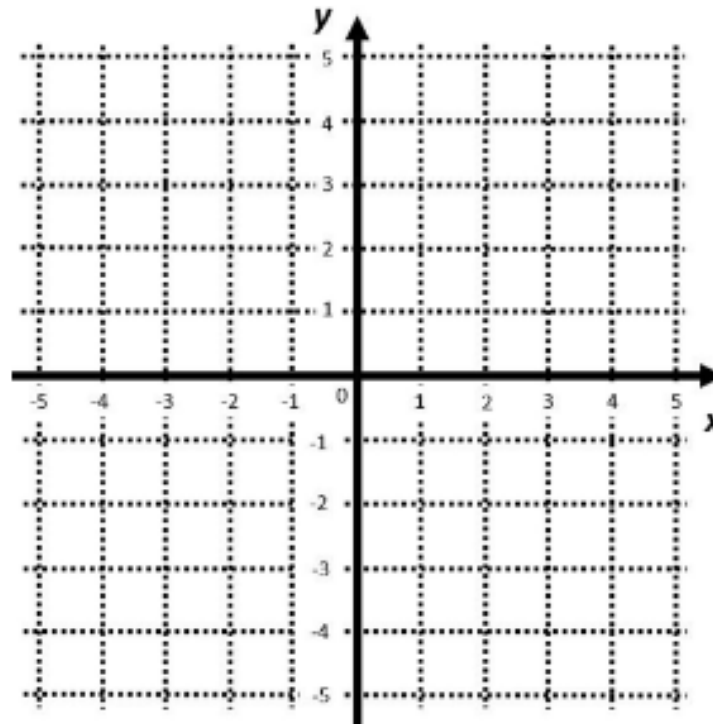
Maths

- Negative numbers
- Position and Movement
- Graphs and Averages

Activities

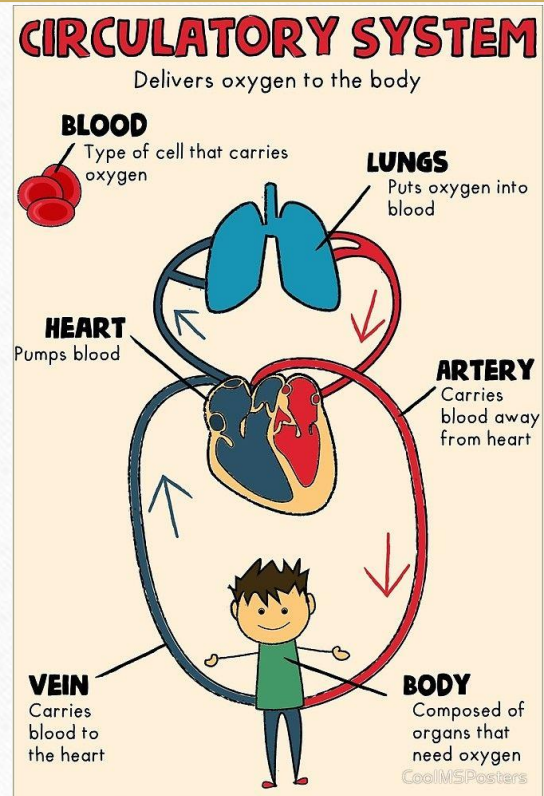


■ Sleeping ■ School ■ Playing ■ TV ■ Misc





Science



Geography

Look at weather and climate around the world and how people have learnt to cope with earthquakes.



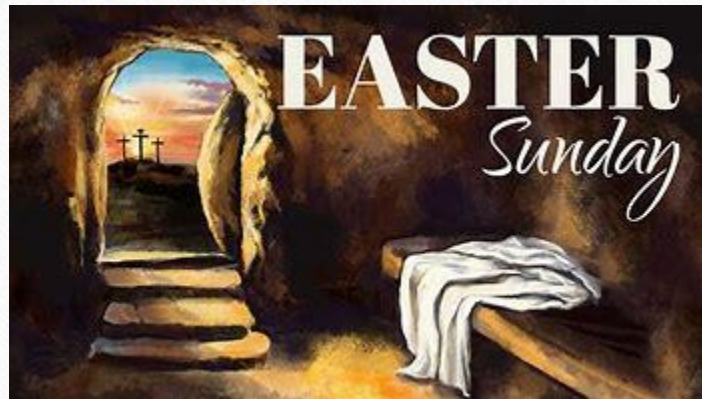


PSHE

-
- Remember to include any details of books that you will be reading as part of the PSHE lessons and during your PSHE read aloud books.
 - Parents and carers can find copies of the letters regarding the PSHE curriculum, and about the books used in PSHE Read Aloud, on the school website.

Religious Education (RE)

- What are the sources of the story about what happened on the first Easter Sunday?



FACTS ABOUT THE EASTER SUNDAY



1 Eggs are dyed to represent the blood of Jesus Christ.

2 the Christian BIBLICAL faith centers on beliefs regarding the birth, life, death and resurrection of Jesus Christ.

3 this Christian holiday was named after the Anglo-Saxon goddess, Eostre, who was depicted as a Fertility Goddess.

Physical Education

Music

Spanish



PE	Music	Spanish
Handball Basketball	Music Inspired by Nature Exploring the music of Ralph Vaughan Williams and Felix Mendelssohn.	Daily routines Children will learn some reflexive verbs to be able to talk about their daily routine. They will also learn how to tell the time and some adverbs of time.



Key Events Coming Up This Half Term...

- Assessment Week- PIRA/PUMA/EGPS/ Mock SATs
- Thursday 28th March - Last Day of Term
- Friday 29th March- Friday 12th April 2024 - Spring Break
- Thursday 18th April- Summer 1 Curriculum Meeting



Behaviour & Expectations

- Punctuality and attendance are crucial - lessons start at 9:00am - remember soft start begins from 8:45am so families can arrive at school from this time.
- Safeguarding: Please do let the teacher know if your child has had an accident or has a mark or bruise. Please do not be offended when we ask about them.
- We expect pupils to make the most of every lesson - focus and attention are key (and we ensure the lessons are enjoyable and memorable).
- Please download the **MyEd App**. If you have concerns about attendance, please speak to Mrs Fordham or Mrs Tshuma.

Supporting Pupils at Home



- Please ensure that your child reads every evening (aim for 20 minutes). You can help by discussing the meaning of key words and asking questions about the book that your child is reading.
- Ensure that an adult has signed the child's reading record each day.
- Encourage your children to read a range of reading material - magazines, graphic novels, newspapers etc.
- Children also benefit from being read to.
- Please join the local library if you are able.

Home Learning at Brampton Primary 2023-2024								
Activity	Nursery	Reception	Year 1	Year 2	Year 3	Year 4	Year 5	Year 6
Reading	Each child should be read to every day. Parents and carers record this at least 5x a week in the reading records.		Each child should read at home every day for at least 10-15 minutes. Parents and carers record this at least 5x a week in the reading records.	Each child should read at home every day for at least 10-15 minutes. They record this at least 5x a week in the reading records.	Each child should read at home every day for at least 20-30 minutes. They record this at least 5x a week in the reading records. To be implemented in 2022/23: each child to read a banded book, as well as having access to a class library book.			
	Each child to visit the school library once a week and take out a book they would like to have read to them or that they would like to read. Each child to visit their local library on a regular basis.							
RWI/phonics and Comprehension	The sound of the week will be uploaded onto Tapestry. Parents and carers ask questions about the book they are reading to their child.	RWI books will be brought home each week, the sounds at the front of the book need to be practised with an adult at home, each day. The book should be read throughout the week, building fluency. RWI books contain comprehension questions for parents to discuss with their child.		Optional for parents – class teachers will provide a question and answer sheet for comprehension practice each week that can be completed and marked at home.				
	The children will bring home their RWI spelling log book that contains spellings that the individual child needs to rehearse (words that the child is struggling with). All children have access to Oxford Reading Buddy (ORB) online, where comprehension activities can be completed.							
Spelling			7 spellings from RWI to practise	10 spellings will be sent home each week from the National Curriculum based on the child's current level. They will be tested on these spellings in the following week.				
Maths	Each week, the children will be given a practical activity that can be completed at home to consolidate the week's learning. This can be recorded on Tapestry.		Online Numbots activities Number bonds to 20	Online Times Tables Rock Stars (TTRS) activities Y2 – Focus on x2, x5 and x10 Y3 – Focus on x3, x4, x6 and x8 Y4 – All tables			Online Times Tables Rock Stars (TTRS) activities Consolidation of tables knowledge and increasing fluency	
	Numbots Activities		MyMaths Activities					
Projects	Half termly project based on the whole school theme for the half term and the year group 'big question'.							
All children expected to complete.					Optional			



Brampton Behaviour Policy

- We use BPS points, good news notes and celebration assemblies to reinforce positive behaviours and good work.
- We use a learning zone system in class for behaviour - consequences for not following the school rules include time out in another classroom and a blue letter home.
- Very poor behaviour at break or lunchtime may result in pupils being given a behaviour reflection - missing some of their lunch break with a member of SLT.



Class Worry Boxes

- Worry boxes provide a way for pupils to share any concerns or worries they have with their teacher - there is one in every classroom and these are checked regularly throughout the day.





Uniform & PE Kit

School Uniform

- Plain or school blue jumper, cardigan or fleece
- White school shirt, polo shirt or T-shirt
- Grey or black skirt, pinafore or trousers
- Blue and white checked dress
- White/navy blue/black headscarf
- Plain black shoes or trainers
- Black, grey or white socks or tights
- Preferably no jewellery - watch and stud earrings only
- An appropriate coat to keep your child warm and dry

PE Kit

- No jewellery and no earrings (studs will need to be taped if kept in)
- Plain blue or school logo PE T-shirt
- Black trainers or plimsolls
- Black, grey or navy shorts in warm weather
- Plain black, grey or navy tracksuit bottoms in cold weather

(Pupils should come to school in their PE kit on their PE days)



Working Together

- The children make the best progress when there is a partnership between home and school, so...
 - Please support and reinforce the school's rules and expectations (behaviour, uniform, attitude etc.).
 - Do communicate any worries, queries, questions or concerns you might have - we want to help! First of all, please speak to your child's class teacher, then the year group leader and then a senior leader.
 - Email info@brampton.newham.sch.uk or see a member of the senior leadership team.



Volunteers

We are looking for parents and carers to volunteer to accompany classes on their educational visits.

We would like to create a bank of people who can be called on to support the school in ensuring all children are able to attend at least one educational visit each half term.

Parents and carers who are interested would be asked to complete a DBS as part of our safeguarding policy.



Any Questions?

